


View Table Header Mappings

Overview


View Header Mappings hides or displays whether a cell is a header cell, a data cell or neither.

 *View Header Mappings* is an optional functionality of EditLive!. Check with your Systems Administrator first to ensure this functionality exists in your instance of EditLive!.


Enabling/Disabling View Table Header Mappings

There are 2 basic methods for toggling *View Header Mappings*:

- Floating Toolbar Buttons
- Menu Items

 The toolbar and menu items described below may not appear in your instance of EditLive!. This would be due to your Systems Administrator removing this functionality. For more information, see your Systems Administrator.

Toolbar Buttons

The  toolbar button on the floating table toolbar toggles hiding or displaying table header mappings.

Menu Items

The  **Show/Hide Table Header Mappings** menu item located under the **Table** menu.

Using View Table Header Mappings

For the currently selected table, *View Header Mappings* displays an icon in each table cell depicting the accessible status of the cell.

File Edit View Insert Format Tools Track Changes Table Help




Normal Paragraph **B** *I* U [List Icons]

This Week's Schedule

Time	Day				
	Monday	Tuesday	Wednesday	Thursday	Friday
Morning	Meetings	Work	Work	Travel	Work
Afternoon	Available	Work	Meetings	Meetings	Work
Evening	Tennis fixtures	Dinner and movie	Available	Travel	Available

Preview Design Code

For each table cell the following icons indicate it's status

-  **Header Cell** - cell defined as containing a heading
-  **Data Cell** - cell defined as containing data
-  **Error Cell** - cell definition has not been defined